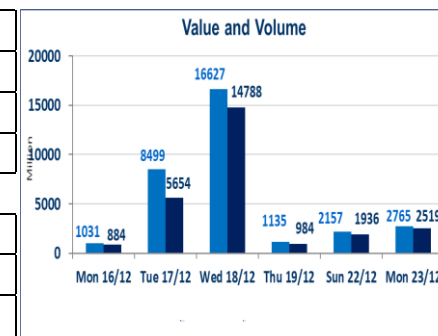


ISX Trading Indices of Monday 23/12/2024

Traded Volume and OTC	2,765,629,361	Traded Value and OTC	2,519,737,455	Traders	765
-----------------------	---------------	----------------------	---------------	---------	-----

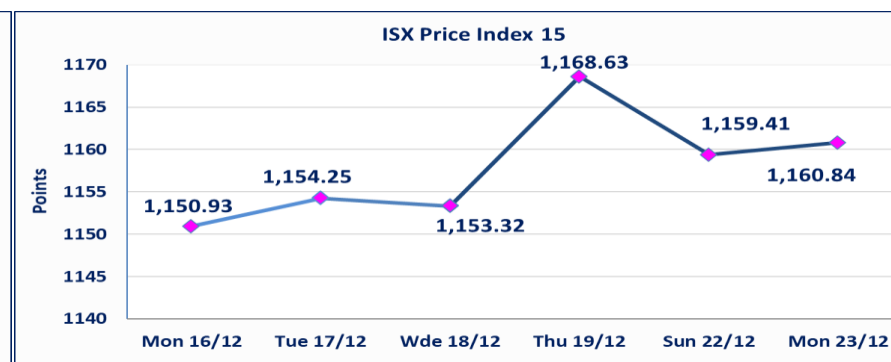
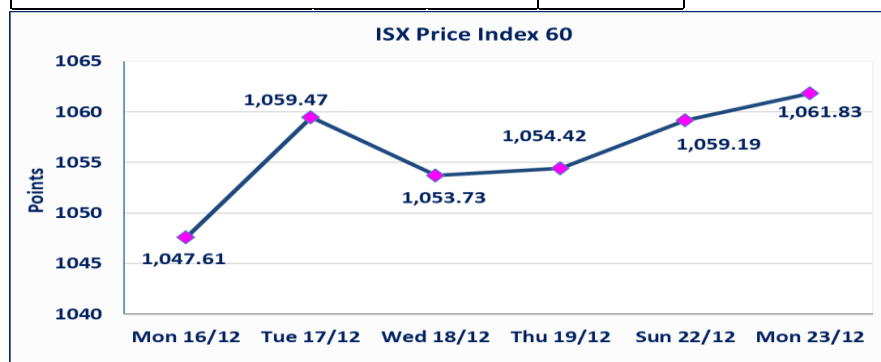
ISX Index 60	1061.83
Previous ISX Index60	1059.19
Change %	0.25
Change	2.64

ISX Index 15	1160.84
Previous ISX Index15	1159.41
Change %	0.12
Change	1.43



Listed Companies	104	OTC	6
Traded Listed Companies	49	OTC	1
AGM Companies	7		
Suspended Companies	7		

Non Traded listed	41	OTC	5
Higher Companies	11		
Lower Companies	17		



For special orders Hekma (Buy) Brokerage Company and Al-Ithmaar (Sell) Brokerage Company executed a special order on the shares of Trans-Iraqi Bank Company, with a number of (1,750,000,000) billion shares, worth (1,610,000,000) dinars, during the additional session time (after 1 p.m.) in accordance with the procedures for executing large transactions.

ISX top gaining and losing companies

Monday 23/12/2024



Gainers

Company Name	Closing Price	Change (%)	Traded Volume
Investment Bank of Iraq	0.350	12.90	64,175,681
Baghdad Hotel	12.000	9.09	101,000
Dar Al-Salam for Insurance	0.760	8.57	2,000,000
Rehab Karbala company	0.750	7.14	14,000
Economy Bank	0.260	4.00	37,530,710

Losers

Company Name	Closing Price	Change (%)	Traded Volume
Iraqi Date Processing and Marketing	3.600	-14.29	500,000
Al-Taif Islamic Bank	0.900	-10.00	2,502,000
Al-Attaa Islamic Bank	0.090	-10.00	5,000
Al-Ameen for Insurance	0.750	-6.25	179,700
General Transportation	0.760	-5.00	110,239

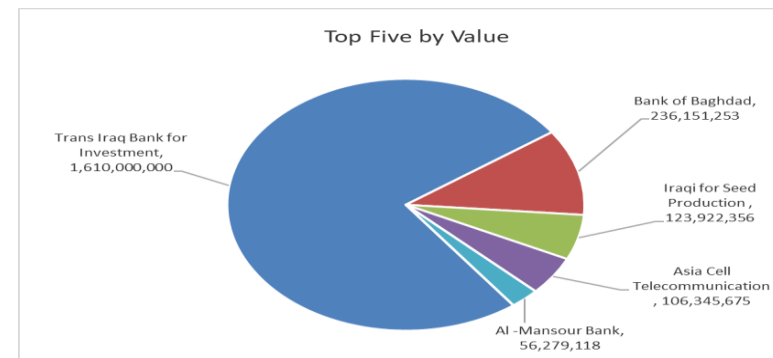
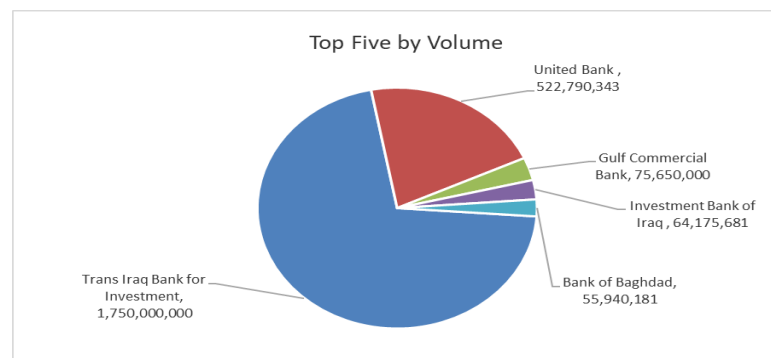
The most active companies in term of traded volume and value

Traded Volume

Company Name	Closing Price	Change (%)	Traded Volume
Trans Iraq Bank for Investment	0.920	0.00	1,750,000,000
United Bank	0.050	0.00	522,790,343
Gulf Commercial Bank	0.450	0.00	75,650,000
Investment Bank of Iraq	0.350	12.90	64,175,681
Bank of Baghdad	4.230	-0.24	55,940,181

Traded Value

Company Name	Closing Price	Change (%)	Traded Value
Trans Iraq Bank for Investment	0.920	0.00	1,610,000,000
Bank of Baghdad	4.230	-0.24	236,151,253
Iraqi for Seed Production	8.500	1.31	123,922,356
Asia Cell Telecommunication	12.190	-0.08	106,345,675
Al -Mansour Bank	1.960	-0.51	56,279,118



Regular Market Bulletin No (235)



Company Name	Code	opening Price	highest price	lowest price	Average price	Prev Average price	Closing Price	prev closing price	change (%)	No.of Trades	Traded Volume	Traded Value
Banks Sector												
Ashur International Bank	BASH	0.300	0.300	0.300	0.300	0.290	0.300	0.290	3.45	17	37,540,000	11,262,000
Bank of Baghdad	BBOB	4.230	4.240	4.200	4.220	4.230	4.230	4.240	-0.24	73	55,940,181	236,151,253
Commercial Bank of Iraq	BCOI	0.910	0.910	0.890	0.890	0.910	0.900	0.910	-1.10	26	24,275,622	21,723,679
Economy Bank	BEFI	0.260	0.280	0.260	0.270	0.250	0.260	0.250	4.00	24	37,530,710	10,182,652
Gulf Commercial Bank	BGUC	0.450	0.450	0.440	0.450	0.440	0.450	0.450	0.00	24	75,650,000	34,025,000
Investment Bank of Iraq	BIBI	0.320	0.350	0.320	0.350	0.300	0.350	0.310	12.90	30	64,175,681	22,168,829
Iraqi Islamic Bank	BIIB	1.470	1.490	1.470	1.490	1.460	1.490	1.450	2.76	23	14,116,642	20,987,830
Middle East Bank	BIME	0.080	0.080	0.080	0.080	0.080	0.080	0.080	0.00	6	13,600,000	1,088,000
Kurdistan International Bank	BKUI	0.900	0.900	0.900	0.900	0.900	0.900	0.900	0.00	4	200,000	180,000
Mosul Bank For Investment	BMFI	0.150	0.160	0.150	0.160	0.160	0.160	0.160	0.00	10	11,805,000	1,888,750
Al -Mansour Bank	BMNS	1.970	1.970	1.960	1.960	1.970	1.960	1.970	-0.51	21	28,661,989	56,279,118
National Bank of Iraq	BNOI	3.750	3.750	3.700	3.720	3.750	3.730	3.750	-0.53	33	14,614,661	54,395,878
Sumer Commerical Bank	BSUC	0.090	0.090	0.090	0.090	0.090	0.090	0.090	0.00	2	10,000,000	900,000
AlTaif Islamic Bank	BTIB	0.900	0.900	0.900	0.900	1.000	0.900	1.000	-10.00	3	2,502,000	2,251,800
Total Of Banks Sector										296	390,612,486	473,484,790
Telecommunication Sector												
Asia Cell Telecommunication	TASC	12.200	12.200	12.190	12.190	12.170	12.190	12.200	-0.08	38	8,721,786	106,345,675
Al-Khatem Telecoms	TZNI	2.450	2.450	2.400	2.400	2.460	2.400	2.460	-2.44	11	1,005,116	2,416,522
Total Of Telecommunication S										49	9,726,902	108,762,198
Insurance Sector												
Al-Ameen for Insurance	NAME	0.750	0.750	0.750	0.750	0.660	0.750	0.800	-6.25	3	179,700	134,775
Dar Al-Salam for Insurance	NDSA	0.760	0.760	0.760	0.760	0.700	0.760	0.700	8.57	2	2,000,000	1,520,000
Total Of Insurance Sector										5	2,179,700	1,654,775
Services Sector												
Kharkh Tour Amuzement City	SKTA	4.240	4.500	4.240	4.240	4.200	4.300	4.200	2.38	16	6,899,000	29,259,460
Al-Mosul for funfairs	SMOF	7.000	7.000	7.000	7.000	7.000	7.000	7.000	0.00	2	676,894	4,738,258
Mamoura Realestate	SMRI	5.500	5.500	5.500	5.500	5.500	5.500	5.500	0.00	5	1,614,701	8,880,856
Rehab Karbala company	HKAR	0.750	0.750	0.750	0.750	0.700	0.750	0.700	7.14	1	14,000	10,500
Total Of Services Sector										24	9,204,595	42,889,074
Industry Sector												
Baghdad Soft Drinks	IBSD	4.170	4.200	4.160	4.170	4.160	4.170	4.170	0.00	21	4,368,001	18,226,549
Iraqi Carton Manufacturies	IICM	1.840	1.840	1.830	1.830	1.840	1.830	1.840	-0.54	2	11,080	20,287
Iraqi Date Processing and Mar	IIDP	3.800	3.800	3.600	3.700	4.200	3.600	4.200	-14.29	2	500,000	1,850,000
Al -Khazer Construction Mater	IKHC	2.250	2.250	2.250	2.250	2.200	2.250	2.200	2.27	1	13,333	29,999
Al-Kindi of Veterinary Vaccines	IKLV	3.270	3.270	3.000	3.030	3.000	3.000	3.000	0.00	9	1,483,000	4,498,410
Al-Mansour Pharmaceuticals Ir	IMAP	2.430	2.490	2.400	2.430	2.430	2.490	2.410	3.32	26	9,644,049	23,448,466
Total Of Industry Sector										61	16,019,463	48,073,712
Hotels Sector												
Baghdad Hotel	HBAG	12.000	12.000	12.000	12.000	11.000	12.000	11.000	9.09	2	101,000	1,212,000
Babylon Hotel	HBAY	110.000	110.000	102.000	107.360	102.000	102.000	102.000	0.00	5	16,722	1,795,264
Ishtar Hotel	HISH	10.000	10.000	10.000	10.000	10.030	10.000	10.000	0.00	33	2,907,944	29,079,440
Total Of Hotels Sector										40	3,025,666	32,086,704
Agriculture Sector												
Iraqi Products Marketing Meat	AIPM	6.100	6.100	6.100	6.100	6.100	6.100	6.100	0.00	1	18,076	110,264
Iraqi for Seed Production	AISP	8.470	8.550	8.390	8.470	8.420	8.500	8.390	1.31	100	14,629,313	123,922,356
Total Of Agriculture Sector										101	14,647,389	124,032,620
Total Of Regular										576	445,416,201	830,983,872

Second Platform Market Bulletin No (234)

Company Name	Code	opening Price	highest price	lowest price	Average price	Prev Average price	Closing Price	prev closing price	change (%)	No.of Trades	Traded Volume	Traded Value
Banks Sector												
Al Attaa Islamic Bank	BLAD	0.090	0.090	0.090	0.090	0.100	0.090	0.100	-10.00	1	5,000	450
AL- Mal Islamic Bank	BMAL	1.000	1.000	1.000	1.000	1.000	1.000	1.000	0.000	1	100,000	100,000
Credit Bank	BROI	0.850	0.850	0.850	0.850	0.840	0.850	0.850	0.000	6	2,063,508	1,753,982
Trans Iraq Bank for Investment	BTRI	0.920	0.920	0.920	0.920	0.920	0.920	0.920	0.000	1	1,750,000,000	1,610,000,000
Trust International Islamic Bank	BTRU	0.750	0.750	0.750	0.750	0.750	0.750	0.750	0.000	1	100,000	75,000
Total Of Banks Sector										10	1,752,268,508	1,611,929,432
Services Sector												
Al-Ameen Estate Investment	SAEI	2.450	2.450	2.450	2.450	2.550	2.450	2.550	-3.92	1	97,454	238,762
Total Of Services Sector										1	97,454	238,762
Industry Sector												
Fallujah for construction Materials	IFCM	3.250	3.250	3.250	3.250	3.250	3.250	3.250	0.00	24	2,460,050	7,995,163
National Furniture Industries	IHFI	1.400	1.400	1.400	1.400	1.400	1.400	1.400	0.00	10	7,499,734	10,499,628
Total Of Industry Sector										34	9,959,784	18,494,790
Total of Non Regular										45	1,762,325,746	1,630,662,984

Undisclosed Platform Companies Bulletin (235)

Company Name	Code	opening Price	highest price	lowest price	Average price	Prev Average price	Closing Price	prev closing price	change (%)	No.of Trades	Traded Volume	Traded Value
Banks Sector												
United Bank	BUND	0.050	0.050	0.050	0.050	0.050	0.050	0.050	0.00	77	522,790,343	26,139,517
Total Of Banks Sector										77	522,790,343	26,139,517
Services Sector												
AL-Badia for General Transportation	SBAG	0.580	0.580	0.580	0.580	0.610	0.580	0.610	-4.92	6	23,931	13,880
General Transportation	SIGT	0.760	0.760	0.760	0.760	0.800	0.760	0.800	-5.00	6	110,239	83,782
Total Of Services Sector										12	134,170	97,662
Industry Sector												
Electronic Industries	IELI	1.710	1.710	1.710	1.710	1.710	1.710	1.710	0.00	11	2,279,974	3,898,756
Al-Hilal Industries	IHLI	2.000	2.000	2.000	2.000	2.050	2.000	2.050	-2.44	7	1,487,927	2,975,854
Modern Construction Materials	IMCM	0.580	0.580	0.580	0.580	0.610	0.580	0.610	-4.92	1	30,000	17,400
National Chemical & Plastic Industries	INCP	2.270	2.270	2.270	2.270	2.280	2.270	2.270	0.00	5	950,000	2,156,500
The Light Industries	ITLI	1.080	1.080	1.030	1.050	1.080	1.050	1.080	-2.78	23	18,765,000	19,726,750
Total Of Industry Sector										47	23,512,901	28,775,260
Total of Undisclosed										136	546,437,414	55,012,438
Grand Total										757	2,754,179,361	2,516,659,294

Iraq Stock Exchange not trading companies of Monday 23/12/2024

Company Names	Code	Previous Average Price	Closing Price
Banking Sector			
Union Bank of Iraq	BUOI	0.200	0.200
Cihan Bank for Islamic	BCIH	2.030	2.030
Elaf Islamic Bank	BELF	0.460	0.460
National Islamic Bank	BNAI	0.570	0.570
Asia Al-Iraq Islamic Bank	BAIB	0.900	0.900
Insurance Sector			
Gulf Insurance	NGIR	0.530	0.530
Services Sector			
AL-Nukhba for Construction	SNUC	0.800	0.800
Industry Sector			
Iraqi Engineering Works	IIEW	9.000	9.000
Iraqi For Tufted Carpets	IITC	17.760	17.750
Modern Sewing	IMOS	9.100	9.100
Ready Made Clothes	IRMC	3.650	3.650
Metallic Industries and Bicycles	IMIB	2.400	2.400
Hotels Sector			
Al-Mansour Hotel	HMAN	41.000	41.000
National for Tourist Investment	HNTI	10.200	10.200
Al-Sadeer Hotel	HSAD	27.000	27.000
Tourist Village of Mosul dam	HTVM	8.500	8.500
Agriculture Sector			
Al-Ahlyia for Agricultural Production	AAHP	1.040	1.070
Babil Animal&vegetable Products	ABAP	25.000	25.000
Iraqi Agricultural Products	AIRP	18.750	18.750
Banking Sector			
Iraq Noor Islamic Bank	BINI	0.700	0.700
Al Anssari Islamic Bank	BANS	1.000	1.000
International Development Bank	BIDB	1.000	1.000
Al Janoob Islamic Bank Investment	BJAB	0.940	0.940
AL- Mashreq al-Arabi Islamic Bank	BAMS	0.940	0.940
Arab Islamic Bank	BAAI	1.000	1.000
Ameen al-Iraq Bank For islamic bank	BAME	1.000	1.000
World Islamic Bank	BWOR	1.000	1.000
Al-Qurtas Islamic Bank	BQUR	1.000	1.000
Al- Qabidh Islamic Bank	BQAB	0.240	0.240
Region Trade Bank	BRTB	1.000	1.000
Al Mustashar Bank	BMUI	1.000	1.000
International Islamic Bank	BINT	0.290	0.290
Insurance Sector			
Alahliya For Insurance	NAHF	0.800	0.800
Al -Hamraa Insurance	NHAM	0.760	0.760
Investment Sector			
AL-Wiaam for Financial Investment	VWIF	0.370	0.370
Al-Ameen for Financial Investment	VAMF	1.000	1.000
Services Sector			
Ibdaa Al-Sharq Al-Awsat	SIBD	1.000	1.000
Agriculture Sector			
Al-Ribas for Poultry and Fodder	AREB	—	—
Investment Sector			
AL- Batek Investment	VBAT	0.390	0.390
Agriculture Sector			
Modern for Animal Production	AMAP	0.550	0.550
Hotels Sector			
Palestine Hotel	HPAL	21.000	21.000

Iraq Stock Exchange
Non Iraqis' Bulletin Monday Dec 23 2024
Regular Market



Non Iraqi Trading of Regular Market (Buy)

Company Names	Code	No.of trades	Traded Shares	Trading Volume
Banks Sector				
Bank Of Baghdad	BBOB	10	20,000,000	84,593,293
National Bank Of Iraq	BNOI	4	2,000,000	7,450,000
Total Bank sector		14	22,000,000	92,043,293
Hotel Sector				
Babylon Hotel	HBAY	3	10,940	1,203,400
Total Hotel Sector		3	10,940	1,203,400
Telecommunication Sector				
Asia cell	TASC	15	5,000,000	60,950,000
Total Telecommunication sector		15	5,000,000	60,950,000
Grand Total		32	27,010,940	154,196,693

Non Iraqi Trading of Regular Market (Sell)

Company Names	Code	No.of trades	Traded Shares	Trading Volume
Hotel Sector				
Babylon Hotel	HBAY	1	1,900	209,000
Total Hotel Sector		1	1,900	209,000
Telecommunication Sector				
Al-Khatem Telecoms	TZNI	9	964,116	2,316,282
Total Telecommunication sector		9	964,116	2,316,282
Grand Total		10	966,016	2,525,282

Non Iraqi Trading of Undisclosed Platform (BUY)

Company Names	Code	No.of trades	Traded Shares	Trading Volume
Industry Sector				
The Light Industries	ITLI	1	1,000,000	1,080,000
Total Industry sector		1	1,000,000	1,080,000
Grand Total		1	1,000,000	1,080,000

Iraq Stock Exchange

Monday 23/12/2024



OTC Platform Trading Bulletin

Company Name	Code	highest price	lowest price	Average price	No.of Trades	Traded Volume	Traded Value
Banks Sector							
Al-Warka Bank	BWAI	0.270	0.260	0.270	8	11,450,000	3,078,161
Total Of Banks Sector					8	11,450,000	3,078,161
Total					8	11,450,000	3,078,161

Not Trading OTC Companies

Company Name	Code	Previous Average price
Banks Sector		
Al-Sanam Islamic Bank	BSAN	—
Money Service Sector		
Rabee Securities	FRSE	11.000
Karmal Brokerage	FKSX	8.000
Ishtar Gate for e-Payment	FISH	—



Non Iraqi Trading of OTC (BUY)

Company Names	Code	No.of trades	Traded Shares	Trading Volume
Banks Sector				
Warka Bank for inv.&Finance	BWAI	3	4,116,069	1,111,339
Total Bank sector		3	4,116,069	1,111,339
Grand Total		3	4,116,069	1,111,339

Iraq Stock Exchange Suspended Companies

Al-Rajih Islamic Bank (BRAJ)	19/09/2021	The trading suspended for not produce the Annual disclosure for 2020 at closing price (1.000) ID.
North Bank (BNOR)	31/10/2022	The trading suspended by ISC decision at closing price (0.070) ID.
Zain Al-Iraq Islamic Bank	11/08/2024	The trading suspended by ISC decision at closing price (0.340) ID. Because the bank under guardianship
Bain Al-Nahrain Financial Investment(VMES)	26/08/2024	The trading suspended by ISC decision at closing price (0.900) ID.
Al-Zawraa for Finanical Investment(VZAF)	26/08/2024	The trading suspended by ISC decision at closing price (0.180) ID.
Alkhair for financial Investment(VKHF)	26/08/2024	The trading suspended by ISC decision at closing price (0.220) ID.
Babylon Bank (BBAY)	25/09/2024	The trading suspended by ISC decision at closing price (0.060) ID.

Iraq Stock Exchange News of listed companies Monday 23/12/2024

Companies News	
United Bank (BUND)	General Assembly Meeting will be hold on Tuesday 31/12/2024 at the company building to discuss financial statement of 2022 and 2023, manage the deficit, cash dividends, discussion of increasing the company's capital from 300 billion dinars to 400 billion dinars in accordance to (55/First) of the Companies Law, electing 7 members to the Board of Directors. Trading will be suspend on Thursday 26/12/2024 .
Iraqi Carton Manufacturies (IICM)	General Assembly Meeting will be hold on Sunday 5/1/2025 at the Oil Cultural Center to discuss financial statement of 2017, 2018, 2019, 2020, manage the deficit, electing 4 members to the Board of Directors. Trading will be suspend on Thursday 26/12/2024 .
Al Anssari Islamic Bank (BANS)	General Assembly Meeting will be hold on Thursday 9/1/2025 at the company building to discuss financial statement of 2023, mamnge the deficit. Trading will be suspend on Monday 30/12/2024 .
out of trading	
Ashour Hotel (HASH)	General Assembly Meeting will be hold on Tuesday 20/12/2024 at the Ramada Hotel/Erbil to discuss financial statement of 2023, manage the deficit, electing 5 members to the Board of Directors. Trading has been suspend on Tuesday 17/12/2024 .
Iraqi Land Transport (SILT)	General Assembly Meeting will was held on Wednesday 6/3/2024 at the Trade Ministry VIP Hall to resign the current board of Administration and elect new 5 board of Administration. Trading has been suspend on Sunday 3/3/2024.
Erbil Bank (BERI)	General Assembly Meeting will was held on Friday 29/11/2024 at the Erbil Sheraton Hotel to discuss financial statement of 2023, electing 7 members to the Board of Directors. Trading has been suspend on Tuesday 26/11/2024.
Investment Bank of Iraq (BIIB)	General Assembly Meeting will was held on Saturday 7/12/2024 at the Erbil branch to discuss financial statement of 2023, cash dividends. Trading has been suspend on Tuesday 3/12/2024.
Kharkh Tour Amuzement City (SKTA)	General Assembly Meeting will be hold on Sunday 8/12/2024 at the Company building to discuss financial statement of 2023,discussion of increasing the company's capital from 300 billion dinars to 400 billion dinars in accordance to (55/Fourth) of the Companies Law, cash dividend. Trading has been suspend on Tuesday 3/12/2024 .
Middle East for Production- Fish (AMEF)	General Assembly Meeting will be hold on Monday 9/12/2024 at the Babul neighborhood – Leather Industries Branch to discuss financial statement of 2024, manage the deficit . Trading has been suspend on Wednesday 4/12/2024 .
International Islamic Bank (BINT)	General Assembly Meeting will be hold on Sunday 15/12/2024 at the Company building to discuss financial statement of 2023, cash dividends. Trading has been suspend on Sunday 8/12/2024 .
Modern chemical industries (IMCI)	General Assembly Meeting will be hold on Thursday 12/12/2024 at the Hall of the National Islamic Bank to discuss financial statement of 2023, manage the deficit. Trading has been suspend on Monday 9/12/2024 .
Baghdad for Packing Materials (IBPM)	General Assembly Meeting will be hold on Monday 16/12/2024 at the company building to discuss financial statement of 2023, manage the deficit. Trading has been suspend on Wednesday 11/12/2024 .
Baghdad -Iraq Transportation (SBPT)	General Assembly Meeting will be hold on Thursday 19/12/2024 at the company building to discuss financial statement of 2023, Discussion of increasing the company's capital from 1.3 billion dinars to 2 billion dinars in accordance to (55/Second) of the Companies Law. Trading has been suspend on Monday 16/12/2024 .

Not Trading Bonds Bulletin

Bond type	Publish type	Code	last trading price	immortilize date
Banaa Bonds / million ID	First	CB10	1030000	12/10/2025
Banaa Bonds / million ID	second	CB20	964981	19/12/2025
Amara Bonds /500 thousand	First	CB25	—	10/09/2025
Amara Bonds /Million ID	First	CB30	984000	10/09/2027
Amara Bonds /500 thousand	Second	CB35	—	—
Amara Bonds /Million ID	Second	CB40	—	—
Amara Bonds /500 thousand	Third	CB45	—	—
Amara Bonds /Million ID	Third	CB50	—	—